

SUNSYS HES L[©]

Native outdoor Energy Storage System

from 100 kVA / 186 kWh to several MVA / MWh systems

SUNSYS HES L



The solution for

- > Commercial and industrial buildings
- > EV charging infrastructure
- > Isolated microgrids
- > Resilient microgrids
- > Renewable energy integration

Main advantages

- > High safety
- > Extreme flexibility
- > Fast and error-free installation
- > Easy maintenance
- > Maximum savings and fast ROI

Conformity to standards

- > **Safety:** IEC 62368-1; IEC 62933-5-2; UL 9540A
- > **EMC:** EN 61000-6-2/4
- > **Mechanical:** EN 60529; EN 62262
- > **Environment:** RoHS; REACH; IEC 61249-2-21; RAAE 2012/19/UE
- > **Communication protocol:** Modbus TCP
- > **Grid code:** Europe: EN 50549-2 & EN 50549-1; Germany: VDE AR-N 4110; VDE AR-N 4105; Italy: CEI 0-16; UK: G99/1; France: VDE 0126-1-1; Belgium: C10-11

For more information, please contact us.

Expert Services

An experienced and skilled team is at your service to make your project a success!

- > **Project development:** pre-sales support, project design & realisation
- > **Deployment & integration:** training, field inspection, pre-commissioning, commissioning
- > **Operation:** maintenance contracts, spare parts replacement, remote monitoring
- > **Warranty extensions:** both on the C-Cab and B-Cab

For more information, please contact us.

SUNSYS HES L is a native outdoor system that merges proven technologies to create an all-in-one solution that is greater than the sum of its parts. Partnering with CATL, Socomec has selected the EnerOne liquid cooled LFP battery system as the optimum battery for SUNSYS Hybrid Energy Storage.

When it comes to safety, this system sets a new standard.

The range is available in a variety of sizes and can work both as grid follower and grid-former.

High safety

The safest system ever, combining two proven technologies to deliver a winning formula.

CATL EnerOne Liquid-Cooled Battery: the SUNSYS B-Cab L utilises the stable chemistry of Lithium Iron Phosphate (LFP) batteries that can withstand thermal runaway.

Socomec Power Conversion System (PCS): the SUNSYS C-Cab L uses safe conversion technology to limit the common mode noise effect.

SUNSYS HES L is compliant with UL9540-2020: the safety standard associated with complete Energy Storage Systems and Equipment.

Extreme flexibility

The SUNSYS HES L system is based on 3 standard cabinets - C-Cab, B-Cab and DC-Cab – and 1 “engineered to order” AC-Cab that can be adapted on a case-by-case basis to be as close as possible to your installation requirements.

In addition, the installation can be upgraded with:

- **increased power** with the addition of one or more 50 kVA power modules in the C-Cab, or even additional C-Cabs,
- **increased energy** with the addition of B-Cabs .

Fast and error-free installation

All Battery cabinets are shipped fully assembled - with internal modules mounted - for maximum quality with the minimum transportation costs and installation time.

Also, for an error-free installation:

- **drilling plates are provided** to prepare the drilling locations,
- **the intelligence (PMS & BMS) is integrated** inside the C-Cab to reduce complexity, and **DC connecting kits** are available to simplify the connection between the converters and batteries.

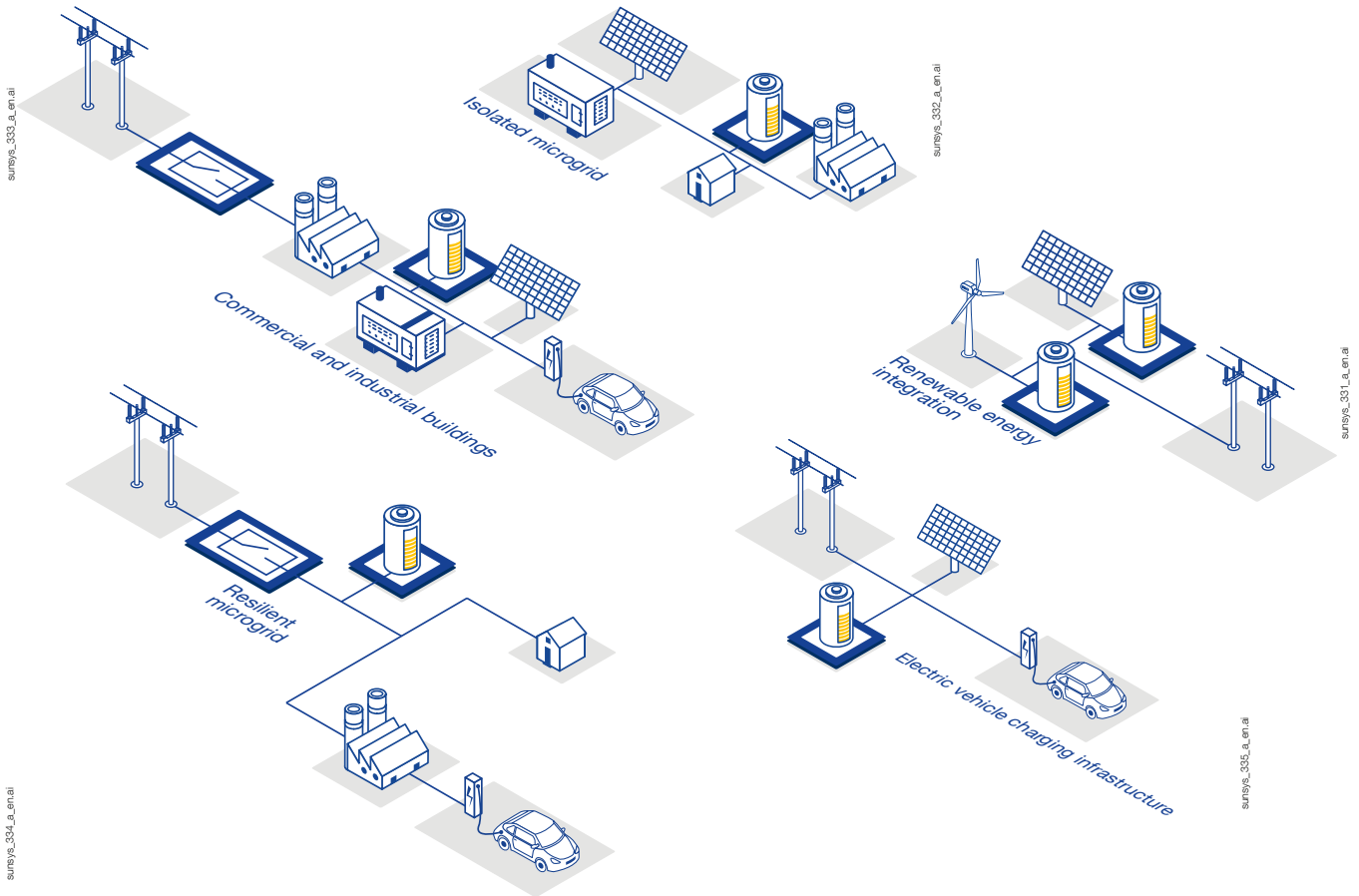
Easy maintenance

Reduced maintenance with HVAC replaced by air filters, the system can be maintained by the customer with ease.


Seamless service during maintenance as one C-Cab L module can be changed without interruption whilst keeping the others operational.

Furthermore, one battery rack can be disconnected for module replacement keeping the others operational.

Suitable for all of the following applications



4 stackable units for maximum flexibility



C-Cab

- Bidirectional power converter
- 100 to 300 kVA / cabinet
- Automation functions
- AC/DC distribution and protection
- Battery management system
- IoT Ready

B-Cab

- Lithium ion battery
- LFP technology
- 186 kWh / rack
- Liquid cooling thermal management
- Integrated fire safety detection and extinction system

DC-Cab

- DC distribution panel
- Required for configurations with 7 to 9 B-Cabs per C-Cab
- Battery protection
- Battery auxiliaries power supply

AC-Cab

- AC power distribution cabinet
- Multi-source paralleling
- Islanding function
- Synchronisation after mains return
- Short interruption transition

SUNSYS HES L[®]

Native outdoor Energy Storage System

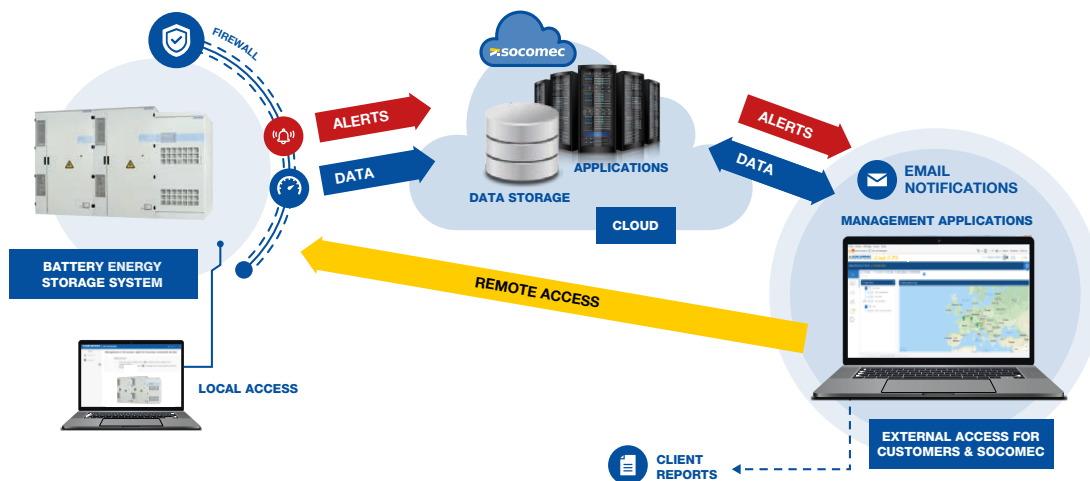
from 100 kVA / 186 kWh to several MVA / MWh systems

Many system configurations are available to meet customer requirements

Energy (kWh)	1 rack	2 racks	3 racks	4 racks	5 racks	6 racks	7 racks	8 racks	9 racks	10 racks	11 racks	12 racks	13 to 18 racks
Power (kVA)	186	372	558	744	930	1116	1302	1488	1674	1860	2046	2232	2418 to 3348
100													
150													
200													
250													
300													
350													
400													
450													
500													
550													
600													
700													
800													
900													
1000													
1100													
1200													

Standard configurations without DC -Cab.
 Standard configurations with DC -Cab.
 Standard system parallel configuration without DC-Cab.

Maximum savings and fast ROI



Local management

We have developed a modular and adaptive platform - our Power Management System (PMS) being the brain of the system.

This open platform, integrated in the C-Cab, provides access to:

- peak shaving, energy shifting, self-consumption and fuel saving to maximise valuable savings,
- transition from on-grid to off-grid mode via the black start function,
- multi-source microgrid autonomous management and the potential for additional customisation,
- compatibility with third-party supervision systems (EMS, SCADA) for additional functionality.

Remote monitoring

In addition, the C-Cab also integrates IoT devices that make it possible to continuously monitor the system remotely.

These devices enable the following:

- web dashboard for on-line monitoring,
- web access to the system KPIs,
- smartphone app,
- maintenance information: scheduled visits and remote firmware upgrade.

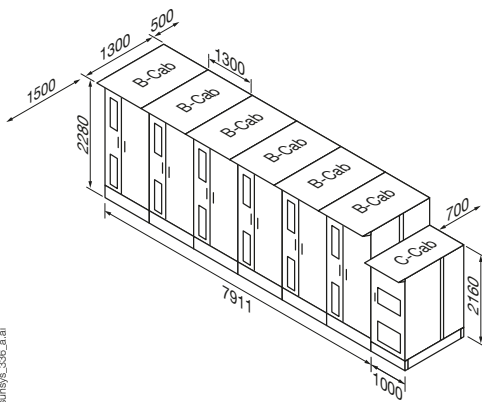
Technical Data

System information	
Power modularity	50 kVA power modules - up to 300 kVA per cabinet
Symmetrical overload	110% during 30 min - 125% during 10 min - 150% during 30 s
Chemistry	LFP - Lithium Iron Phosphate
Energy Nameplate	186 kWh per cabinet
AC/AC Max Round Trip Efficiency	90%
Maximum C-rate	0.5 C
Maximum current	83 A charging / 87 A discharging per 50 kVA power module
AC connections	3*240 mm ² (consult us for higher section)
Rated voltage (Un)	400 Vac (3ph+N) -20%/+10%
Rated frequency	50 Hz ±6%
Fire protection	Fire Safety System including smoke detectors, heat detectors and aerosol
Environment	
Environment installation	Native outdoor
Degree of protection	IP 55
Operation temperature	-20 to +45 C° without derating
Storage temperature	-20 to +60 C°
Relative humidity	4 to 95% w/o condensation (internal cabinet heating)
Acoustic level at 1 m	< 70 dB
Maximum altitude	1000 m without derating (consult us for requirements above this)

Two system installation options according to the space available on your site

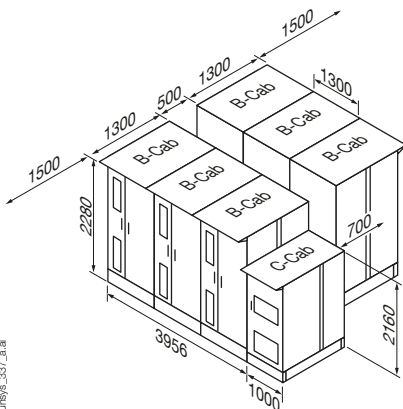
On-line installation

Up to 6 B-Cabs - dimensions (mm)



Back-to-back installation

Up to 6 B-Cabs - dimensions (mm)



From 7 to 9 B-Cabs - dimensions (mm)

